



Jibs & Jibes

**Official Newsletter of the
Webster Sailing Association**

FALL / WINTER EDITION 2018



From the Helm

By Tom Pezzella, Commodore

Looking back on this year, I always smile thinking back to the friendly faces and enjoyable events that took place. We really have a special tradition that we have been able to carry on since 1935, and it is due to the dedication and commitment of our members. Whether it's the work parties, banquets and cook outs, or racing/sailing on a beautiful lake, I hope you agree with me that WSA is a great place to be.

I want to thank all of you who volunteer and do your part to make this happen. I especially want to thank Ken Spindola for assuming the daunting task of publishing The Jibs & Jibes several times a year. He does an outstanding job informing, entertaining and keeping us connected.

We were able to tackle several tasks this season, including removing a large oak tree, sealcoating the boat ramp, and initiating the first coordinated rescue drill between WSA and local police, fire and EMTs. Everyone agreed that the drill was informative and very worthwhile, and should be an ongoing event. Special thanks to WPI for volunteering their instruction, boat and being in the water so long! Safety on and off the water is our first concern, and I'm happy to report that again this year we no serious accidents or injuries.

Our next Executive Committee meeting will be on Saturday, January 19, at Point Breeze Restaurant at 10 am. Please bring your ideas for improvements to the club or our program.

Wishing all of you a joyous holiday season and hoping for an easy winter! See you at the. Spring Banquet.


Tom Pezzella
Commodore





WSA Committee Announcements

This section is from the following that may have statements or announcements for the WSA members: Senior Vice - Commodore, Vice Commodore, Executive Committee, Treasurer, Secretary, Race Committee, Grounds Committee, Communications Committee, Program Committee, Nominating Committee and Webmaster.



From our Treasurer, Norman Cloutier - Norm had submitted the Treasurer Report to the WSA members at the Fall Banquet Meeting on 8/26/2018. For the complete report, please contact Norm for a copy.

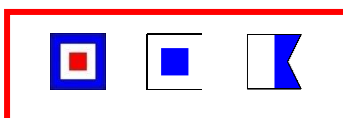
Treasurer Report (8/23/2018)

Checkbook Balance	\$16,360.08
Outstanding Checks	\$ 1,785.36
Available Checkbook Cash	\$14,574.72
Set Aside Funds	\$ 3,366.77
CD 0552	\$ 2,649.70
Total Cash Assets	\$20,591.19

Estimated Budget thru 3/1/2019

Utilities	\$ 450.00
Closing	\$ 100.00
Jan Exe Committee Mtg.	\$ 25.00
Water	\$ 200.00
Water On/Off	\$ 70.00
Trophies	\$ 325.00
Taxes (due 2/1/19)	\$ 3,000.00
Total	\$ 4,170.00

Surplus Cash Available	\$16,421.19
Liabilities	(current utilities only), motor loan paid off 10/2017






WSA Members: Life & Sailing

This section is about our members. This may include member's profile or any announcement or milestone that should be celebrated with the group.

Jim Ducharme & Pam Schwartz: Profile

Feeling the wind against your skin is an addiction that for me started at a very early age on High pond in Dudley. I remember borrowing 2 furring strips for a mast and boom to which I stapled a bed sheet off the clothesline. I looked like a veteran carrying the flag in a



parade as I marched down the street to my waiting rowboat. I

lashed the mast to the seat and was off. That was back in the early 50's and I've been sailing since. I joined WSA in 1985 when I swapped my Sunfish for a 20' O'day named "American Pi". Buying and selling sailboats, I brought a number of members into the club. I sold the "pi" to Frank



Jablonski, my Precision went to John LeBoeuf... both still are WSA members today. I remember a few years ago launching my newly acquired Daysailer on a Sunday afternoon. Leaking badly around the center board, it sank just as I entered the race course. Knowing help was imminent, I was assured by Doug Kenyon, as he whizzed by, that he would be back to help as soon as the race was over. Now Pam is at the tiller, she too grew up on a Sunfish. That's why it's questionable who now is Skipper. Keep the wind in your face, Jimmy D.



Nautical Laughter



"The only time this season we've been in front and you don't know the bleeding course!"



"I know you're new to boating, so I'll give you some friendly advice...the boat goes in the water, not your SUV."





Notice to Mariners

This section is for information that might be of interest to boating on the lake.

RECENT FISH KILL



*Public Service Announcement
forwarded by
The Webster Lake Association*


As promised, the WLA followed-up with respective Massachusetts environmental agencies regarding the reported fish kill on Webster Lake.

Both the Massachusetts Department of Environmental Protection (MassDEP) and the WLA agree that the fish kill was NOT the result of pollution, NOR the WLA's annual herbicide treatment program of invasive aquatic plant species within Webster Lake, NOR any other nefarious act.

The fish kill was the result of natural factors. It is most probable that elevated water temperature, which has been recorded not only within Webster Lake but throughout the entirety of Massachusetts, was the cause of the fish kill. These elevated water temperatures have led to an increase in the amount of observed dead freshwater fish throughout the state because such elevated water temperatures reduce the amount of dissolved oxygen in the water. A reduction in dissolved oxygen results in an increase in observed dead fish, as dissolved oxygen is essential to their survival. Dead fish may be observed for additional weeks.

Lastly, the WLA will be hosting a biologist from the Massachusetts Division of Fisheries & Wildlife for its Fall General Membership meeting at Point Breeze Restaurant. The biologist will give a presentation regarding the topic of fish kills, and will then take questions. I hope that many of you will be able to attend this meeting and ask questions about this important topic. The exact date of the meeting has not yet been set, but it will occur during a weekday evening at 7 pm in early December. An announcement will be made when a definite date has been determined.

Best Regards,
Jason Piader
President, Webster Lake Association Inc.



CAPSIZED BOAT DRILL

The first “Capsized Boat Training” on Webster Lake was held on September 13th at the Anchorage. The complete exercise

was orchestrated by our Commodore, Tom Pezzella. He reached out to Webster Fire Chief

Hickey to invite his crew to participate as well as the Webster Police Department.

Tom also asked WPI’s sailing coach, Caroline Kodalen for her approval in using one of the WPI 420s. Caroline also offered her expertise on instructing the proper techniques on approaching, re-righting and towing a boat that capsized.



There were two sessions for the dozen firefighters and police. The

first was on land with the sailboat showing the various cleats and lines that are important to handle on a capsized boat. The second was actual drills on the lake where Caroline capsized the sailboat and groups of six took turns on practicing what they had learned during the

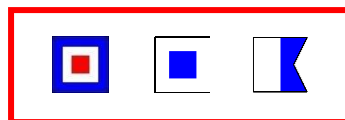



land instructions. After the three hour workshop, she was a little water-logged for being in the lake for so long, but everyone came away with a better understanding on how to help those sailors in need. Chief Hickey indicated that he plans on making this training a yearly exercise as a refresher course for his current members as it is a good learning tool for them as well as new candidate firefighters.

We owe WPI and especially Caroline a debt of gratitude for all the help they've given us in making this important drill the success it was.









This section is for information or interesting articles for the education of our members.

How to Fold, Send, and Ship Your Sails for Sail Cleaning or Sail Repair

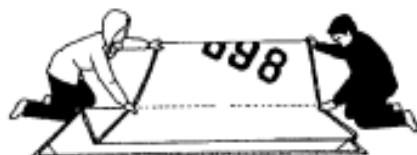


Step One:

Starting at the foot of the sail, make the first fold about 18 to 20 inches up from the foot.

Step Two:

Make a similar sized fold further up on the sail and lay the second fold on the first.



Step Three:

Continue in this manner until the whole sail is neatly folded.

Step Four:

Make sure the sail is smooth and free of creases.




Step Five:

Start the packing fold across the width of the sail.

Step Six:

Fold the sail over and over about 18 to 20 inches or small enough to fit the box you are going to use.






Members DIY Hints

Member hints regarding upgrades and boat maintenance including boat product critiques.

PRODUCT CRITIQUE

Product ★★★★★

Service ★★★★★



During our sailing life, our boats have been purchased used and in need of cosmetic attention inside and out. My wife Liz, would put her sewing skills to good use and make all new cushions for below deck while I tackled cleaning and upgrading the rest of the boat. Because the boats we acquired were older, the one area where we were not able to update were the sails (other than buying new ones). This was until we researched what possibilities were available for old tired sails and decided on the reconditioning process that is provided through SailCare located in Ford City, PA. Since the cost of having sails cleaned and reconditioned was a fraction of the cost of a new sail, we tried SailCare and have been very pleased with their service and the outcome of the sails after the treatment. Below is a SailCare product explanation on their process and service...

"SailCare's LaMauney Reconditioning Process Brings Sails Back to Life!"

SailCare's unique LaMauney reconditioning process is more than just a cleaning technique – it's a true reconditioning procedure that cleans, protects, and restores sails to like-new condition.

- The LeMauney process begins with our inspection of each sail. Sails are measured, inspected for needed repairs, and the cloth checked for deterioration from the sun.
 - Then the sails are carefully cleaned.
 - Cleaning is followed by the re-resining process, which involves impregnating the cloth with resins and setting these resins with controlled heat.
 - A fungicidal agent is added to inhibit mildew growth, another agent is added for water repellency, and a third agent provides ultraviolet protection.
 - When these steps are completed, the sails are once again inspected and then packaged for shipping.
- Your sail will be clean, free of most wrinkles, and the cloth will have a new stiffness. The existing shape of the sail will be maintained since the LaMauney Process is designed to control the bias stretch of the cloth. The smoothness of the cloth combined with the re-resining will enable your sail to take on its best shape.

Pre-Process Inspection: What We Look For

The LaMauney Reconditioning Process begins with our inspection of your sails. Each sail is measured, inspected for needed repairs, and the cloth checked for deterioration from the sun, including the integrity of sewn seams. If indicated, we will advise you if seams should be over-sewn for added strength and safety; we always secure authorization for repairs before we proceed.

The LaMauney Process Leaves Sails in Like-New Condition

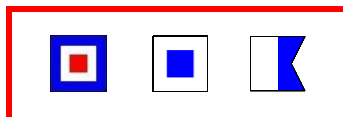
The LaMauney Process is the delicate art of cleaning Dacron/polyester sails and then replacing the resins that bind the fibres together to form a durable, waterproof, stain- and UV-resistant sail material. Soiled sails are carefully cleaned and impregnated with fresh resin, which is thermally set. The resin is the catalyst that carries a fungicidal agent to inhibit mildew growth, along with strong ultraviolet protection and a waterproofing formula, back into the cloth.

For many years the sail-cleaning dilemma has been that the fabric in adequately cleaned sails tends to lose its matrix, resulting in loss of shape. SailCare has resolved this problem by replicating the polymerization process and returning the sail to its owner in a near-new condition."



Over the years, we've had a few sails serviced by SailCare. The sails always looked and performed in an excellent manner after they were returned. Part of their service prior to reconditioning, is examining the sails for wear areas and if some repair maintenance is required. SailCare then sends you a detailed estimate of the cost of any sail repairs including the cleaning and reconditioning. At that point, you inform them if you want any of the repairs done that they recommend prior to the cleaning process (because our sails were old and worn, we always approved their recommended repair work).

I was dissatisfied only once with the sail. It was cleaned well but I was surprised that the reconditioning process was not up to the level of the prior sails we had submitted lacking the sail's "crispness". I immediately received a pre-paid mailing label to ship back the sail for re-processing and returned to me within a few days in excellent condition. This is part of the SailCare Guarantee that their customers are 100% satisfied on how the sails are reconditioned. Obviously the best scenario is to purchase brand spankin' new sails for your boat, however if funds are low and you would like to revitalize your current sails....this is an excellent alternative. Ken Spindola





WSA & Lake News

Any news or events that are WSA or lake related.

THE RACING RESULTS ARE IN.... During our Fall Banquet, awards were given to the winners for all the scheduled summer races. Here are the results:

Racing Results 2018 Season

2018 Doug Kenyon Series Handicap Class

First Place	Bob Cloman
Second Place	Lee Amodeo
Third Place	Josh Hines

2018 July 4th Trophy Race

First Place	Roger Livingston
Second Place	Phil Bastien
Third Place	Ken Stevens / John Leboeuf

2018 Sunfish Regatta

First Place	Peter Schotanus
Second Place	Doug Kenyon
Third Place	Darlene Swnay

2018 Craver Memorial Trophy Race

First Place	Peter Schotanus
Second Place	Ken Stevens / John Leboeuf
Third Place	Bob Gurlitz

2018 Phil Nims Memorial Trophy Race

First Place	Phil Bastien
Second Place	Ken Stevens / John LeBoeuf
Third Place	Josh Hines

2018 Point Breeze Regatta

First Place	WPI's Adam Camilli / Mike Acadjieu
Second Place	Peter / Jessie Schotanus
Third Place	Richard Lathrop / Judith Shide



WSA 2019 ELECTIONS... During the Fall Meeting, the election of officers for 2019 was discussed for the 9 Board of Director positions of the association. There was no challenge for a spot on one of the committees. With that, it was unanimously voted by the members that the current officers remain...

Commodore	Tom Pezzella
Senior Vice Commodore	Bob Gurlitz
Vice Commodores,	
Executive Committee	Lee Amodeo, Joe Bottaso, John Benoit, Bob Ciabaszewski, George Chabot, Doug Kenyon, John Colby, Roger Livingston, John Leboeuf, Hank Strok, Bob Cloman, Norm Cloutier, Josh Hines, Tom Livingston
Treasurer	Norm Cloutier
Secretary	Lee Amodeo
Race Committee	<i>Doug Kenyon</i> , John Leboeuf, Josh Hines, Chris Daly, Bob Cloman, Ken Stevens, Norm Cloutier, Tom Pezzella, Pete Schotanus, Bob Gurlitz, John Benoit, Victor Stefaniak, Phil Bastien
(alternates)	Joe Bottasso, Henry Neeeser
Grounds Committee	<i>Josh Hines</i> , Roger Livingston, George Chabot, Frank Jablonski, Tom Livingston
Communications Committee	<i>Roger Livingston</i> , Ken Spindola, George Chabot
Program Committee	<i>John & Elaine Czebotar</i> , Sally Mitchell
Nominating Committee	<i>John Leboeuf</i> , John Benoit
Website	Roger Livingston

Sometimes it becomes a thankless job, and it seems that the committee's efforts are taken for granted. The fact remains, we all benefit on how the Association operates and do appreciate their commitment to WSA.

WSA WINTER STORAGE Once again Roger had organized the "2018 Winter Storage". Forms and checks (\$100 per boat) for winter storage were due to Roger by October 1. For this minimal fee, those taking advantage of keeping their boat at the Anchorage need to comply with the following requirements:

- All boats must be prepared for winter storage by December 1, 2018
- Mast must be taken down.



- Boat must be covered and the cover supported in such a way as to prevent snow and rain build up.
- Cover must be secured in such a way as to prevent it from blowing around or coming off the boat.
- Boat must be secured to the trailer with rope or a strap.
- Owners are responsible for their boats while on WSA property
- Winter storage is from December 1, 2018 to April 1, 2019. For those of you dry sailing, your masts must be up by April 15th and those of you on mooring have two weeks from April 1st to move your boat to a mooring

Roger indicated that “this year we have 22 boats registered for winter storage. Not quite as many as last year, but still a good amount.”

THANK YOU POINT BREEZE... We would like to recognize

The Point Breeze Restaurant for the 19 years of hosting the last regatta



race of each season. The entire lake was invited to participate in this event. A big thank you goes to our host, owner James Alkiers (better known as AJ) for his generosity and hospitality. On September 9th, the weather was overcast, with winds at 10 kts and gusts between 15-18 kts. During the Skipper’s Meeting, 13 boats had registered with their captains and crew.



TOM PEZZELLA – O’Day DS I
JOSH HINES – O’Day 15
BOB GURLITZ – O’Day DS I
KEN SHAW – O’Day 192
RICHARD LATHROP / JUDITH SHIDE – O’Day DS I
PETER / JESSIE SCHOTANUS – O’Day DS I
K C CLAUSEN – O’Day Mariner
ADAM CAMILLI / MIKE ACADJIEU – WPI 420
COLBY JENSEN / DAN SANTAMARIA – WPI 420
BEN LOUTTIT/ SIDNEY FISHER – WPI 420
PHIL BASTIEN – Hobie Wave
MARK MESSIER - Sunfish
BOB CLOMAN – O’Day Mariner

At the end of the three races, everyone gathered back at Point Breeze to congratulate all the racers and just talk about ventures



that occurred during the regatta. For the 1st place winner, there was a \$100 cash prize. Those placing 2nd and 3rd received trophies, and hats. Everyone however got T-shirt's and a great meal while enjoying lots of laughter and comradery throughout the evening.

For the second straight year, WPI sailing students took the 1st Place Trophy. After speaking to AJ, he had a message to pass along to the sailing members of the Association... that for next year's 20th Point Breeze Regatta... they (WSA members) need to "step up their game" in order to beat those young whippersnappers from WPI!

WSA WORK DETAIL... Maintenance projects were scheduled to be performed this Fall at the Anchorage. During the month of September, asphalt sealing was done on the boat ramp and driveway. A large job of taking down the massive tree towards the beginning of the dock was also done. The tree was cut up into 4 foot section and was available for the members.





Webster Lake Association

WLA email 10-24

Another Successful Webster Lake Association Golf Tournament

Thank you to Jules Lusignan and Century 21 for once again being the Tournament Sponsor. Also, thanks to our other generous sponsors and to those who made cash donations or donated items to the auctions. In addition, many thanks to our golfers and dinner guests. You were all instrumental in raising over \$20,000 for weed treatment of our lake.

We welcomed 96 Golfers and 45 Dinner Guests.

1st place teams earned a Native American Bust Trophy.

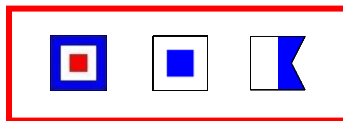
2nd place teams earned an AMX Gift Card.

No one won the Hole in One Car!

The Major Auction consisted of over 9 items including a Kayak, a Paddle Board, a Smoker, Bruins Tickets, Winterizing and Storage for your boat and more.

The Chance Auction had over 30 items or Gift Certificates.

CHRISTMAS GIFT Still in need of a Christmas Gift.....Thinking about giving a Gift Certificate from ***The Point Breeze Restaurant***. It can be used at any time, and who knows, you may get invited to join them as well!!! Happy Holidays.



Members Blog

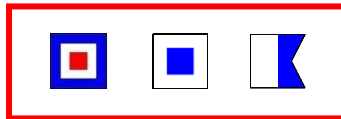
This section is a hub for members to share their thoughts, questions, opinions and stories.

SAFETY RULES IMPLEMENTED

"Hat's off to our Commodore and the Race Committee for pushing the importance of safety during the races. At the Skipper's Meeting prior to the Point Breeze Race, it was indicated that under no circumstances that the "Safety rules" would be compromised... At all times, each boat will carry a life jacket or buoyance device for EVERY person onboard. During heavy winds, Life Jackets MUST be worn when signaled by the committee boat. Non-compliance will result in an AUTOMATIC disqualification for that race. This practice should be followed by all of us when on the water, no matter when racing or just out for a leisurely day on the lake."

WINTER TRAINING SESSIONS

"The capsized training session that was hosted by WSA for the Webster Fire and Police was an excellent idea. During the winter, it might be a good idea to have training on how to respond to a boat capsize (since all our boats are under 20') or other type workshops. Point Breeze may be a great location during the cold months for this and include a luncheon or dinner with it."



Fall Banquet















Point Breeze Regatta



19th Annual
POINT BREEZE REGATTA
September 9, 2018

Point Breeze
Your Restaurant on Webster Lake











Closing Work Party







Everyday WSA Moments



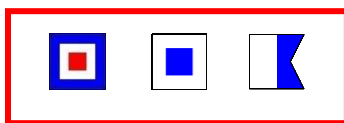














Classifieds:

Items for sale, for free, or available services

1975 American Fiberglass Sailboat

- storage compartments with covers, seat cushions
 - Includes the trailer.
 - Nice shape, Ready to sail and performs well.
- \$800 or Best Reasonable Offer
Amy Huff huff5400@gmail.com



18 Hobie – Good condition, selling cheap. \$975.00.

Call Mike 860-420-9927

Wanted – Jib & mainsail in good condition for O'Day 20.

Call Frank Jablonski, 508-278-0600 (H), 508-341-7635 (C).

Indoor Winter Storage - Located in Douglas.

\$150 until April 1st. Call Jim Ducharme 508-476-7307.

Hobie w/ Trailer - \$2500 or best offer. Complete with trailer. Call Rick Windward 508-868-0915. Ready to sail.



FREE SAIL - Available at the Anchorage... first come first serve.



AMF Sunfish – 13'9". \$600 or best offer.

Call or Text Chuck at 774-230-8686.



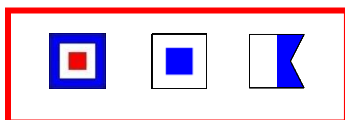
FOR SALE - Chrysler Mutineer.

Chrysler Mutineer, 15' day sailer, 1980 approx
Center board, roller furling jib
Yellow hull, white deck
Complete with mooring cover from Sailors' Tailor
Rigging and Handling Guide, by Harry Sindle
The boat is in good shape, all parts present and in
working order
Registered trailer
A fun boat to sail for \$800

Contact Peter Stone at 860-871-2794



For Sale - Boat Trailer Tire. Appears to still be in
excellent condition. The size is
ST215/75D 14 also goes by G78/14 ST. It has 5 lugs.
\$10.00
Call Jim Ducharme 508-476-7307



Editor's corner



First I'd like to thank those that took a little time and contributed their input to our Newsletter.

*After this "Fall / Winter" Newsletter, there will be a long, long lull during the winter months before we think "Spring" again.... **did I mention long!!!** The next WSA Newsletter (to be "Spring 2019") will be scheduled for the members at the end of April 2019. So during the long winter months...**did I mention long...** when you're*

feeling house bound or longing for some sailing time, try putting your thoughts together and

write something for the newsletter. Please email me at kennethspindola@gmail.com for anything you would like to include. Below are some areas that could use members input:

Classified section: Items to sell/give away, services provided/wanted.

DIY Hints section: Any upgrades or boat maintenance done that may be of interest, or critiques of boat products, good or bad.

Members Profile section: Some information about yourself and your sailing experiences.

Photo Gallery section: Any photos you may have from this year to add.

Members Blog Section: It's a hub for members to share their thoughts, questions or opinions, also stories.

As with any newsletter, it's only successful with member participation.

Happy and Safe Holidays....

Ken & Liz Spindola

